

# Using the STAR Community Rating System to Measure Local Sustainability

Lacey Shaver  
Community Engagement Manager  
STAR Communities



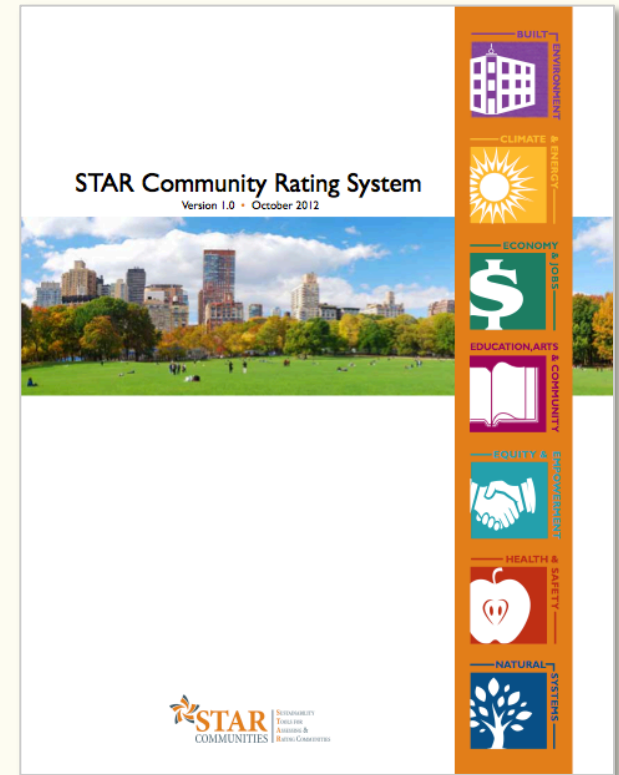
# TODAY'S AGENDA

- What is STAR Communities and the STAR Community Rating System?
- Rating system framework and metrics
- Why and how do local government leaders use STAR?
  - Set Goals
  - Measure Progress
  - Improve Your Community
- Q&A

STAR Communities is a 501c3 nonprofit organization that works to **evaluate, improve, and certify** sustainable communities in the U.S.

We administer the STAR Community Rating System™, the nation's leading **framework** and **certification program** for measuring local sustainability.

We help cities and counties achieve a healthy **environment**, a strong **economy**, and **well being** for their residents.





# COMMON FRAMEWORK, STANDARD METRICS







**BUILT BY AND FOR LOCAL GOVERNMENTS**



# STAR MILESTONES

**2007:** STAR concept revealed at GREENBUILD-Chicago and supported as a CGI Commitment

**2012:** Version 1.0 of Rating System released for pilot; STAR Communities organization established

**2013:** First city certified, Tacoma, WA

**2016:** 50<sup>th</sup> community certified; STAR Version 2.0 and Leading Indicators released

**2017:** 63<sup>rd</sup> community certified and 1<sup>st</sup> re-certification; Partnership with USGBC

# FRAMEWORK OF GOALS & OBJECTIVES

Built Environment	Climate & Energy	Economy & Jobs	Education, Arts, & Community	Equity & Empowerment	Health & Safety	Natural Systems
BE-1: Ambient Noise & Light	CE-1: Climate Adaptation	EJ-1: Business Retention & Development	EAC-1: Arts & Culture	EE-1: Civic Engagement	HS-1: Active Living	NS-1: Green Infrastructure
BE-2: Community Water Systems	CE-2: Greenhouse Gas Mitigation	EJ-2: Green Market Development	EAC-2: Community Cohesion	EE-2: Civil & Human Rights	HS-2: Community Health	NS-2: Biodiversity & Invasive Species
BE-3: Compact & Complete Communities	CE-3: Greening the Energy Supply	EJ-3: Local Economy	EAC-3: Educational Opportunity & Attainment	EE-3: Environmental Justice	HS-3: Emergency Management & Response	NS-3: Natural Resource Protection
BE-4: Housing Affordability	CE-4: Energy Efficiency	EJ-4: Quality Jobs & Living Wages	EAC-4: Historic Preservation	EE-4: Equitable Services & Access	HS-4: Food Access & Nutrition	NS-4: Outdoor Air Quality
BE-5: Infill & Redevelopment	CE-5: Water Efficiency	EJ-5: Targeted Industry Development	EAC-5: Social & Cultural Diversity	EE-5: Human Services	HS-5: Health Systems	NS-5: Water in the Environment
BE-6: Public Parkland	CE-6: Local Government GHG & Resource Footprint	EJ-6: Workforce Readiness	EAC-6: Aging in the Community	EE-6: Poverty Prevention & Alleviation	HS-6: Hazard Mitigation	NS-6: Working Lands
BE-7: Transportation Choices	CE-7: Waste Minimization				HS-7: Safe Communities	

# PROGRESS IN OBJECTIVES MEASURED BY OUTCOMES & ACTIONS

## GOALS

Ex: Equity & Empowerment

BROAD SUSTAINABILITY THEMES WITH  
COMMUNITY-LEVEL ASPIRATIONS

## OBJECTIVES

Ex: Poverty Prevention & Alleviation

SUBCATEGORIES THAT MOVE THE  
COMMUNITY TOWARD THE GOAL

## OUTCOME MEASURES

Ex: Demonstrate progress towards reducing the % of residents living below the poverty line by 50% by 2030 (partial credit available)

## ACTION MEASURES

Ex: Connect low-income community members with workforce development programs to strengthen hard and soft work skills





# EVALUATION MEASURE: Community-Level Outcomes

## Outcome 1: Community-wide Greenhouse Gas Emissions

Demonstrate incremental progress towards achieving a 28% reduction by 2025 and/or an 80% reduction by 2050 in community-wide GHG emissions (partial credit available)

### Greenhouse Gas Mitigation

*Achieve greenhouse  
gas emissions  
reductions  
throughout the  
community*

15 points

Baseline Year	Years to 2050	Reduction per Year
2000	50	1.60%
2005	45	2.78%
2010	40	2.00%



## Greenhouse Gas Mitigation

*Achieve greenhouse gas emissions reductions throughout the community*

*15 points*


## EVALUATION MEASURE: Local Actions

1. Conduct a communitywide GHG Inventory every 5 years
2. Adopt a climate action plan designed to reduce GHG emissions throughout the jurisdiction
3. Establish a local GHG emissions target to be used as guidance for local govt. planning processes and decision-making
4. Create an education and outreach campaign to engage residents and businesses in GHG reduction efforts
5. Establish a climate change advisory group to engage diverse community stakeholders in GHG reduction strategies
6. Analyze disproportionate and unintended consequences of mitigation activities and demonstrate activities that engage groups that are most likely to be negatively impacted
7. Create incentives to improve opportunities for distributed generation of renewable energy sources
8. Implement actions identified in the climate action plan that are intended to transition towards use of alternative modes of transportation and low-emissions vehicles
9. Implement specific programs and services or create facility upgrades that reduce waste in the community

# INNOVATION & PROCESS

Communities can receive additional credit in STAR by demonstrating sustainability efforts outside of the traditional 7 goal areas. Sections include:

- IP-1: Best Practices & Processes
  - Comprehensive Planning
  - Public Engagement Techniques
  - Innovative Codes & Ordinances
  - Sustainability Education
- IP-2: Exemplary Performance
- IP-3: Local Innovation
- IP-4: Good Governance



# WHAT MAKES STAR DIFFERENT?

- By and for local governments
- Consensus-based approach included experts from public, private & academic sectors
- Flexible tool puts power in the hands of local govt.
- Robust third party verification ensures credibility of data and results
- Quantitative AND qualitative indicators
- Awards overall measurable progress and the steps that you are taking to get there
- Blend of national data sets and local data
- Breadth and depth of topics



# SO HOW ARE CITIES AND COUNTIES USING STAR??





# STAR Communities helps local leaders set goals, measure progress & improve their communities!



First city in Florida recognized as a 4-STAR Certified Community

82% of households are within a ½ mile walk to a public park

80% of residents have a community venue within one mile

3 hospitals recognized as Top Performers by the Joint Commission within the past 3 years

5,964 new businesses established from 2010-2016

The Public Utilities Dept. is certified under ISO 14001 for holistic environmental protection

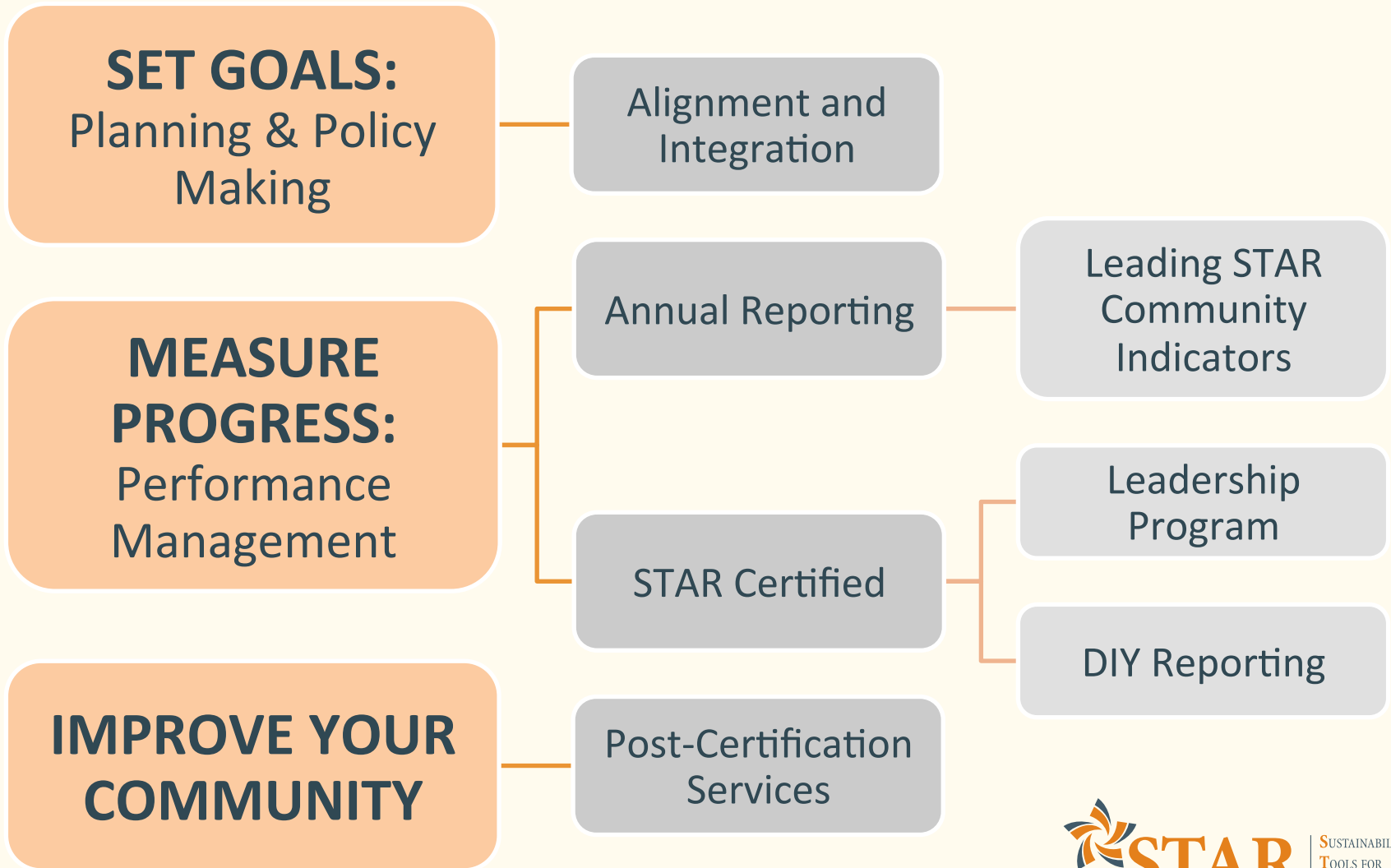
31% of new commercial development since 2013 has been within locally designated infill areas

54% of the jurisdiction's land area has protected vegetated surfaces

BUILT ENVIRONMENT	CLIMATE & ENERGY	ECONOMY & JOBS	EDUCATION, ARTS & COMMUNITY	EQUITY & EMPOWERMENT	HEALTH & SAFETY	NATURAL SYSTEMS	INNOVATION & PROCESS
Art & Light	Climate Change	Business Retention & Development	Arts & Culture	Civic Engagement	Active Living	Green Infrastructure	Best Practices & Innovation
Community Water Systems	Greenhouse Gas Mitigation	Green Market Development	Community Cohesion	Civil & Human Rights	Community Health & Health System	Invasive Species	Exemplary Performance
Compact & Complete Communities	Greening the Energy Supply	Local Economy	Education Opportunity & Attainment	Environmental Justice	Emergency Prevention & Response	Natural Resource Protection	Local Innovation
Housing Affordability	Industrial Sector Resource Efficiency	Quality Jobs & Living Wages	Historic Preservation	Equitable Services & Access	Food Access & Nutrition	Outdoor Air Quality	Regional Priority Collaboration
Infill & Redevelopment	Resources Efficient Buildings	Targeted Industry Development	Social & Cultural Diversity	Indoor Air Quality	Natural & Human Hazards	Water in the Environment	Working Lands
Public Spaces	Revitalization of Public Infrastructure	Workforce Readiness		Poverty Prevention & Alleviation			
Transportation Choices	Waste Minimization						



# APPLYING THE STAR FRAMEWORK



# Cities can engage in **annual reporting** and benchmarking via the **Leading Indicators Project**.



DRINKING WATER QUALITY



SAFE WASTEWATER MANAGEMENT



HOUSING AND TRANSPORTATION COSTS



TRANSPORTATION MODE SPLIT



TRANSPORTATION SAFETY



CLIMATE ADAPTATION, VULNERABILITY ASSESSMENT



GREENHOUSE GAS EMISSIONS



RENEWABLE ELECTRICAL ENERGY SUPPLY



TOTAL SOLID WASTE



THIRD GRADE READING PROFICIENCY



HIGH SCHOOL GRADUATION RATE & GRADUATION RATE EQUITY



ENVIRONMENTAL JUSTICE, RISK AND EXPOSURE



EQUITABLE ACCESS & PROXIMITY TO FOUNDATIONAL COMMUNITY ASSETS



BUSINESSES



EMPLOYMENT



MEDIAN HOUSEHOLD INCOME



LIVING WAGES



FOOD SECURITY AND ASSISTANCE



ACCESS TO HEALTHFUL FOOD



VIOLENT CRIME RATE



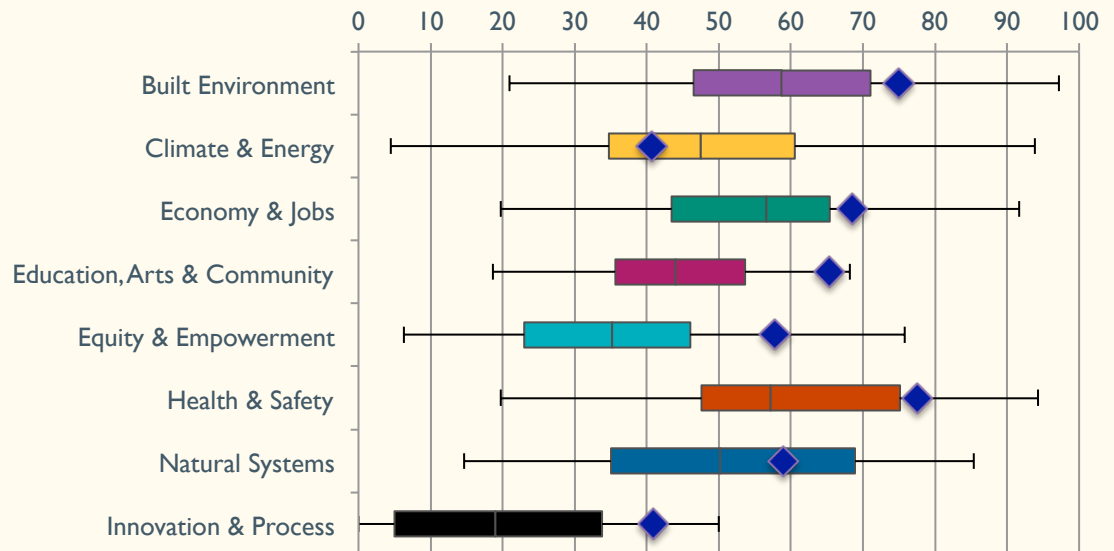
DESIGNATED GREEN INFRASTRUCTURE





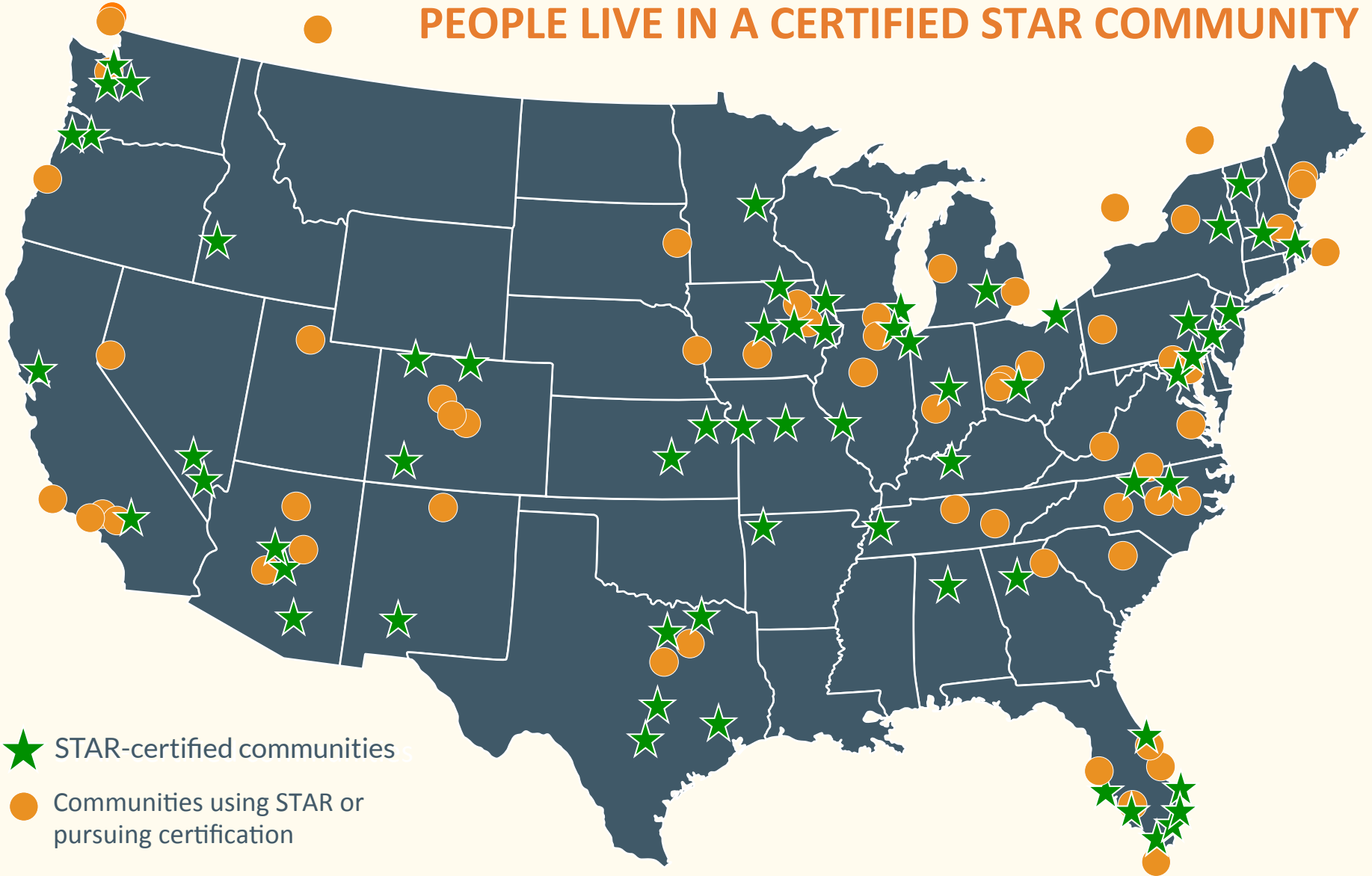
# Or receive an independently verified assessment of local sustainability through **STAR Certification**.

Goal Area	Points Achieved	Points Missed	Points Available	Percent Achieved
Built Environment	75.0	25.0	100	75%
Climate & Energy	40.7	59.3	100	41%
Economy & Jobs	68.6	31.4	100	69%
Education, Arts & Community	65.3	4.7	70	93%
Equity & Empowerment	57.8	42.2	100	58%
Health & Safety	77.5	22.5	100	78%
Natural Systems	59.0	41.0	100	59%
Innovation & Process	41.0	9.0	50	82%
<b>Totals</b>	484.8	235.2	720	67%



# 24,094,588

● PEOPLE LIVE IN A CERTIFIED STAR COMMUNITY



# Cities align plans with the STAR framework;

## The four primary parts of the General Plan



### 1 Vision



Prosperity



Health



Environment

 planPHX

**2015 GENERAL PLAN**  
City Council Adopted Version  
March 4, 2015

### 3 Community Benefits



Connect People  
& Places



Build The Sustainable  
Desert City



Strengthen Our  
Local Economy



Celebrate Our Diverse  
Communities & Neighborhoods



Create an Even More  
Vibrant Downtown

### 5 Core Values



Plans



Codes



Operations



Financing



Partnerships



Knowledge



I PlanPHX

### 7 Strategic tools

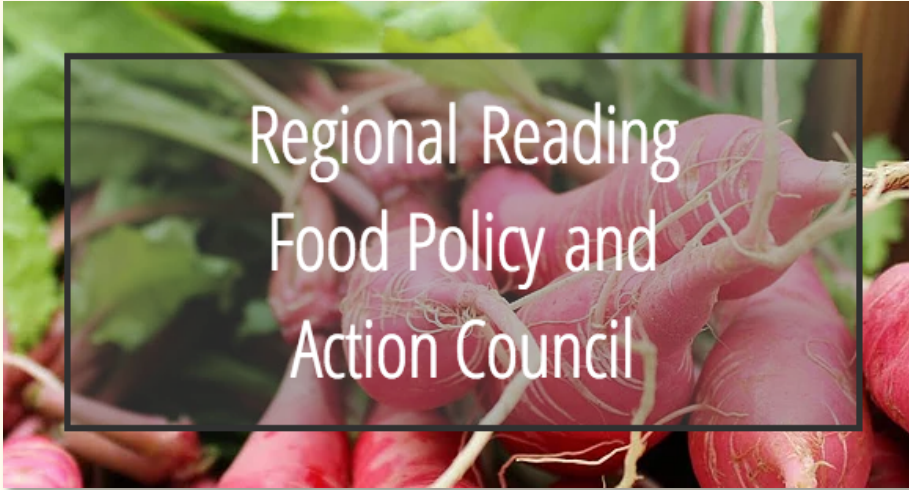
# integrate STAR's standards into policies, budgets, targets, and dashboards;



Redevelopment of Regional Transportation Corridors Action Statements	Status
Develop a U.S. Highway 75 Corridor Plan to guide infill and redevelopment efforts.	PENDING
Update the <a href="#">Urban Centers Study</a> to reevaluate locations that may serve as catalysts for redevelopment.	PENDING
Adopt regulatory strategies that permit or incentivize residential, employment, and other diverse uses in locations identified for compact complete centers.	PENDING
Develop design guidelines for residential development adjacent to expressways that reduce noise and provide for proper filtering, ventilation, and exhaust of vehicle air emissions.	PENDING



# and **adopt** strategies from STAR.



# Cities use their results to identify gaps,

## EQUITY & EMPOWERMENT

75.8 / 100





+ EE-1: Civic Engagement	10.5 / 15
+ EE-2: Civil & Human Rights	10 / 10
+ EE-3: Environmental Justice	5.3 / 15
+ EE-4: Equitable Services & Access	18.8 / 20
+ EE-5: Human Services	12.4 / 20
+ EE-6: Poverty Prevention & Alleviation	18.8 / 20



## EQUITY & ENVIRONMENT AGENDA





STAR Category	2015 Score	2015 Identified Areas for Improvement	Progress and Future Focus
 <p><b>Built Environment</b> Achieve livability, choice, and access for all where people live, work, and play.</p>	79.9%	Increase affordable housing alternatives.	<ul style="list-style-type: none"> <li>Created 'Source of Income Committee' and began implementing recommendations</li> <li>Utilizing Tax Increment Financing to promote affordable housing options.</li> <li>Promoting mixed-use development in and around downtown and planned along Southwest Arterial, JFK Corridor, Central Avenue Corridor</li> </ul>
 <p><b>Climate + Energy</b> Reduce climate impacts through adaptation and mitigation efforts and increase resource efficiency.</p>	60.5%	Coordinate preparation and response plans to create a more resilient community	<ul style="list-style-type: none"> <li>Developing a joint county-wide Hazard Mitigation Plan</li> <li>Multiple transportation improvements to reduce emissions including installation of roundabouts and construction of the Southwest Arterial</li> <li>Multiple solar energy installations in place or underway</li> <li>Green Dubuque, a very active organization promoting climate and energy issues</li> </ul>
 <p><b>Education, Arts + Community</b> Empower vibrant, educated, connected, and diverse communities</p>	77.0%	Increase the percentage of students at Grade-Level Reading	<ul style="list-style-type: none"> <li>Dubuque won a 2017 All-America City Award for efforts to help young children improve their reading skills</li> <li>Dubuque maintains a very active arts and cultural scene, and social/cultural vibrancy recommendations in this plan call for increased opportunities to bring people of different cultures together</li> </ul>
 <p><b>Equity + Empowerment</b> Ensure equity, inclusion, and access to opportunity for all citizens</p>	42.2%	<p>Ensure equitable access to community assets and human services programs</p> <p>Develop community-wide plans for environmental justice and poverty reduction.</p>	<ul style="list-style-type: none"> <li>Circles Initiative and Inclusive Dubuque both continue to do great work to promote equity and empowerment</li> <li>All recommendations within the Imagine Dubuque Comprehensive Plan have been examined for impact on equity</li> <li>Actively working to clean-up older industrial sites near downtown and creating new industrial parks with appropriate buffers and modern development standards</li> </ul>



**prioritize investment** with employees and stakeholders,





# and **communicate results** with the public.



# WHY STAR?

- Out-of-the-box solution with nationally vetted metrics and best practices
- Certification provides an independent, third party verification of current sustainability conditions and identifies strengths and weaknesses
- So many important issues to focus on – education, health, economy, water and air quality – how to choose where to spend limited money and capacity?
- Brings community stakeholders together around a shared vision and common language for sustainability
- Promotes transparency, accountability, and ROI



**SET GOALS.  
MEASURE PROGRESS.  
IMPROVE YOUR COMMUNITY.**

## **FOR MORE INFORMATION**

Lacey Shaver

Community Engagement Manager

[lacey@starcommunities.org](mailto:lacey@starcommunities.org)

(855) 890-7827 ext. 105