



MARYLAND

Governor Martin O'Malley

Lt. Governor Anthony Brown

Director of StateStat Matt Power, Matt.Power@Maryland.gov

Background

Governor O'Malley's performance measurement and management tool

Modeled after CitiStat program in Baltimore City

Utilizes existing staff and "off-the-shelf" software

Increases accountability, transparency and efficiency



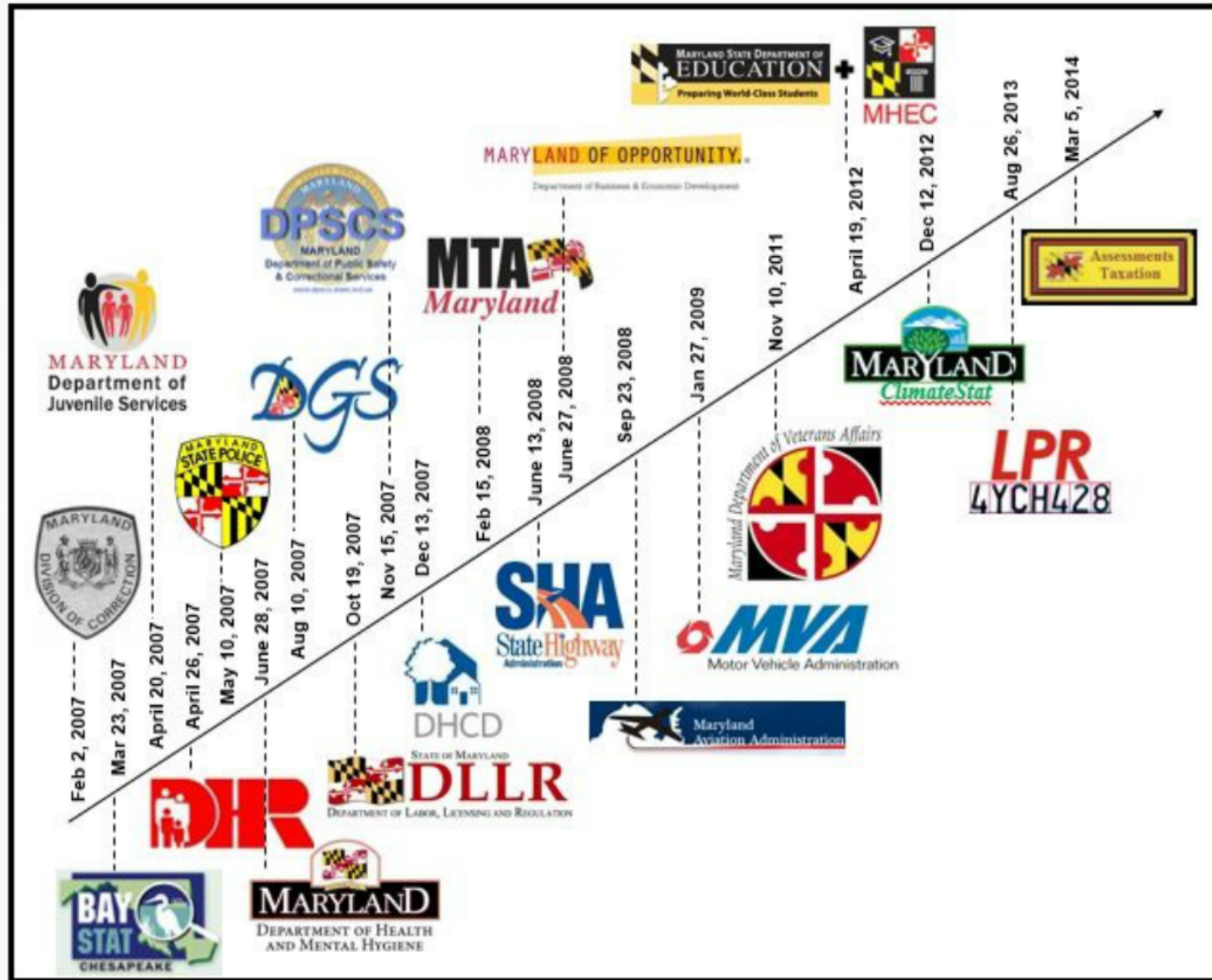
The difference between a dream and a goal is a deadline.



StateStat Tenets



StateStat Implementation: 2007 to 2014



StateStat Process: Before Meetings

- Agencies submit customized data templates each month
- StateStat team analyzes data, conducts site visits, meets with agency staff, etc.
- Team prepares 'Executive Briefing Memos' for StateStat panel ONLY



STATE OF MARYLAND
OFFICE OF THE GOVERNOR

MARTIN O'MALLEY
GOVERNOR
STATE HOUSE
100 STATE CIRCLE
ANNAPOLIS, MARYLAND 21401
(410) 474-2800
TDD: (410) 474-2838
TTY: (410) 474-2838

MARCH 10, 2014

MEMORANDUM:

To: Governor Martin O'Malley
Lt. Governor Anthony Brown
John Griffin, Chief of Staff
Matt Power, Director, StateStat
Eric Beane, Deputy Chief of Staff
Eloise Foster, Secretary, Department of Budget and Management
Elizabeth Harris, Chief Counsel
Elliot H. Schlanger, Secretary, Department of Information Technology
Mike Powell, Chief Innovation Officer

From: Shelley Spruill, Deputy Director of StateStat

Subject: Department of Labor, Licensing and Regulation StateStat executive briefing memorandum.

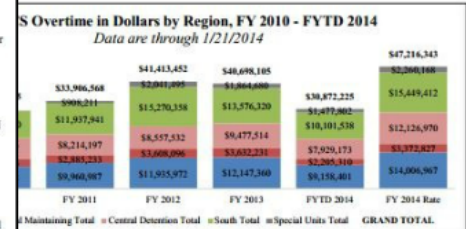
• Attached, for your consideration and review, please find a series of data observations and suggested lines of inquiry for the Department of Labor, Licensing and Regulation.

General Observations

- At the request of StateStat, DLLR is researching adding new metrics to the skills goal.
- EARN Implementation Grant status updates were due Feb. 12th; final deadline is March 31st. DLLR is encouraging EARN Planning and Implementation Grant applicants to seek federal funding to supplement their EARN awards. There are several USDOL and USDOC grants available to skills training partnerships especially those that include a community college.
- Problems continue to persist with the DLLR EARN and EARN Connect websites. DLLR needs to work with their communications team to revise these sites ASAP as they will become much less relevant after the Implementation Grant deadline on the 31st.
- Maryland's GED pass rate is among the worst in the nation; DLLR and StateStat, at the request of the Governor, are working together to raise it. Pre-test instruction leads to higher GED pass rates; however, substantial challenges exist in monitoring Maryland's GED education centers. StateStat and DLLR proposed several policy recommendations to raise Maryland's GED pass rate and improve the performance of our grant recipients. Recommendations include: limiting the number of times test takers can take a subsidized test and/or tying the subsidy to test prep requirements and increasing enrollment in the iPathways program.
- StateStat and DLLR are working together to expand higher education in Maryland's prisons. DLLR is working on a potential partnership with Anne Arundel Community College to implement their new Learning Management System in Maryland's prisons. Inmates could use the system to complete accredited certificates.
- Maryland is the only state with a Living Wage Law but is struggling to enforce it. In January, only 10% of contractors with living wage contracts submitted payroll records in January. DLLR and StateStat are working on several policy recommendations, including increasing payroll submissions, to improve enforcement of the law.

DPSCS StateStat
March 5, 2014

vertime at Record Rates this Fiscal Year. According to the most recent DPSCS data are using overtime at significantly elevated rates in FYTD 2014, compared to FY 2013. The Pay Period ending 1/21/2014 hold through the rest of the fiscal year. DPSCS over \$47 million in overtime, compared to \$40.70 million in overtime in FY 2013. facilities are on track to drive down overtime use this year, but this is more than cases in overtime in Central Detention facilities. The panel may wish to inquire: a list of its employees who have earned the most in overtime this fiscal year? facilities are driving the overtime increases? the agency take to immediately mitigate overtime use?



DPSCS Overtime Use in Dollars, FY 2013 vs. FYTD 2014
Data are through 2/4/2014

	FY 2013	FYTD 2014	FY 2014 Rate	% Change, FY 2013 vs. FY 2014 Rate
Maintaining Total	\$750,807	\$1,884,137	\$3,179,481	323.5%
Central Detention Total	\$3,899,894	\$3,820,034	\$6,446,308	65.3%
South Total	\$82,765	\$71,114	\$120,006	45.0%
Special Units Total	\$1,688,398	\$1,349,305	\$2,276,952	34.9%
GRAND TOTAL	\$1,190,311	\$932,638	\$1,573,827	32.2%
BCF	\$779,327	\$610,616	\$1,030,415	32.2%
JCI	\$4,772,203	\$3,702,000	\$6,247,125	30.9%
JPRU	\$1,013,510	\$779,080	\$1,314,698	29.7%



StateStat Process: StateStat Meetings

- Panel: Governor/Lt. Governor, Chief/Deputy Chief of Staff, StateStat Director, Legal, Budget, IT, Minority Affairs, StateStat staff
- Stat team presents analysis
- Agency leaders questioned on progress



- StateStat memo for
- Team writes summaries
- ALL meeting charts, graphs meeting is p

Tracking Progress

- > MD's Open Data Portal
- > One Maryland Recovery and Reinvestment Info
- > FY'15 Capital Budget Map
- > FY'14 Bay Budget Map
- > Children's Budget Map

Learn More

- > StateStat 101
- > Map- StateStat in the US
- > StateStat in the News
- > Innovation in the News
- > Maryland Maps
- > Matt Power's Biography

emplates
ects site
emos' for

DPSCS StateStat
March 5, 2014

DPSCS StateStat
March 5, 2014

tor,

ress



StateStat Process: After Meetings

- StateStat team prepares detailed follow-up memo for the agency listing all action items
- Team writes comprehensive meeting summaries based on the meeting's discussion
- ALL meeting material incl. the summary and charts, graphs and raw data used during the meeting is posted online

HOME
NEWS
REPORTS
ABOUT
RECOVERY
GOALS
BAYSTAT

Tracking Progress

- > MD's Open Data Portal
- > One Maryland Recovery and Reinvestment Info
- > FY'15 Capital Budget Map
- > FY'14 Bay Budget Map
- > Children's Budget Map

Learn More

- > StateStat 101
- > Map- StateStat in the US
- > StateStat in the News
- > Innovation in the News
- > Maryland Maps
- > Matt Power's Biography

Reports, Graphs, & Meeting Summaries

Click on column headers to sort table data in ascending/descending order.

2

Date	Agency Report	Charts/Maps (PDF)	Meeting Summary (PDF)
June 26, 2014	Department of Juvenile Services	StateStat Presentation	DJS Meeting Summary
June 25, 2014	Department of Housing & Community Development	StateStat Presentation	DHCD Meeting Summary
June 19, 2014	Department of Business & Economic Development (DBED)	StateStat Presentation	DBED Meeting Summary
June 13, 2014	Department of Human Resources	StateStat Presentation	DHR Meeting Summary
June 13, 2014	Department of Health & Mental Hygiene	StateStat Presentation	DHMH Meeting Summary
June 11, 2014	Department of Labor, Licensing & Regulation (DLLR)	StateStat Presentation	DLLR Meeting Summary
June 11, 2014	Department of Transportation - Maryland Transit Administration	StateStat Presentation	MDOT - MTA Meeting Summary
June 5, 2014	State Department of Assessments and Taxation	StateStat Presentation	SDAT Meeting Summary
June 4, 2014	Department of Transportation - State Highway Administration	StateStat Distribution	MDOT - SHA Meeting Summary
June 4, 2014	VetStat	StateStat Presentation	VetStat Meeting Summary

MD's Open Data Portal



FY12 Payments to Vendors
This dataset contains summary information on payments made to vendors that received \$25,000 or more in fiscal year 2012.



Trip Volumes on the ICC
Vehicle counts for each segment of the ICC by day.



Reported Sewer Overflows
Reported sewer overflows since January 2005. Although the Maryland Department of the Environment (MDE) requires that all public sewer system owners or operators report overflows, there may be incidents that were not reported.



2012 Vehicle Collisions Investigated by State Police
Collisions investigated by the Maryland State Police in 2012 (does not include collisions investigated by local jurisdictions).

Search

View Types

- Datasets
- Charts
- Maps
- Calendars
- Filtered Views
- External Datasets
- Files and Documents
- Forms

Categories

- Administrative
- Agriculture
- Budget
- Business and Economy
- Demographic

[View All](#)

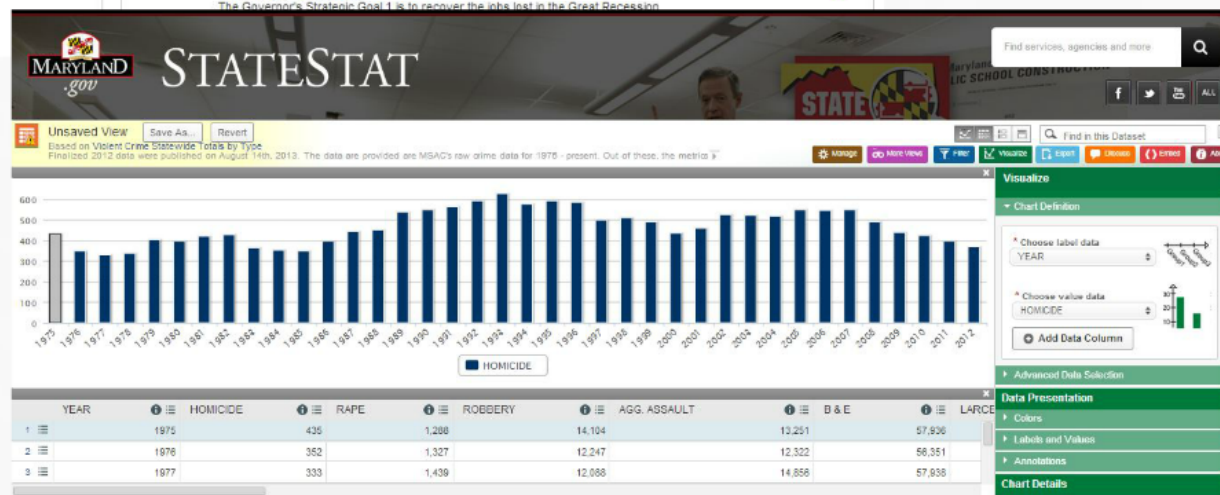
Topics

- crime
- juvenile
- mdp
- planning

Search & Browse Datasets and Views

Most Relevant

Name	Popularity	Type
1. Violent Crime and Homicide by Year: Line Chart statestat, violent crime, governor's policy goals, ... This dataset shows violent crime and homicide totals by year. Data are provided b	3,890 views	
2. Robbery & Aggravated Assault: Line Chart Public Safety, statestat, violent crime, governor's policy goals, ... This chart shows robbery and aggravated assault totals from 1975 to present. The	3,097 views	
3. Violent Crime Totals by Year: Line Chart Public Safety, statestat, violent crime, governor's policy goals, ... The data provided are MSAC's raw crime data for 1975 - present. Total violent crim	3,089 views	
4. ICC Vehicle Volume Data Transportation, icc, mdta, transportation, segments, vehicles This dataset shows the number of vehicles that have passed under a gantry on th	5,105 views	
5. Maryland Port Administration General Cargo Transportation, port of baltimore, maryland port administration, ... Maryland Port Administration General Cargo Monthly Data for the MPA's public termi	2,952 views	
6. Employment Figures Business and Economy, economy, jobs, statestat The Governor's Strategic Jobs Goal is to recover the jobs lost in the Great Recessi	2,254 views	
7. Jobs Recovered Since the Recession - SDP Business and Economy, economy, jobs, statestat The Governor's Strategic Goal 1 is to recover the jobs lost in the Great Recession	890 views	



- State
- for a
- PRO
- E
- A
- CON
- N
- P
- t

Choosing Your Open Data Vendors

IN-HOUSE

- StateStat uses Excel templates for all data analysis
- PROS:
 - Easy to use
 - Affordable
- CONS:
 - No mapping abilities
 - Public needs Microsoft Office to view templates



CONTRACTORS

- StateStat contracts with Socrata for our Portal
- PROS:
 - Visually appealing
 - Accessible to public (i.e. no downloads or software needed)
- CONS:
 - Expensive
 - Limited design options
 - Changes require tech support




Engaging the Private Sector

Case Study: Using Data to Improve State Highway Contracts

Access Permits: The State Highway Administration (SHA) issues access permits to developers and engineers to provide their projects -- residential, commercial, industrial, and other developments -- with access to state roadways.

2011: 7 in 10 permits issued on time



2014: 9 in 10 permits issued on time



StateStat worked with SHA to expedite the permit process:

- Focused on 7 day triage process
- Increased meetings with engineers and developers
- Worked with counties to improve communications
- Revised metrics and tracking procedures

Example: M
• Led by the MD
team of Maryl
• Skills training
• Basic ma
• Manufact
• Communi
• Goal: Build a de



Engaging the Private Sector

Case Study: Using Data to Drive Skills Training

- Employers report gap between skills their employees need and the skills of MD's workforce
- 2013: Governor O'Malley proposed \$4.5 M EARN Act
- 2014: 28 inaugural EARN grants awarded
- Present: StateStat & DLLR developing evaluations



Example: Maryland Manufacturing Boot Camp

- Led by the MD Manufacturing Extension Partnership and a team of Maryland-based manufacturing companies
- Skills training includes:
 - Basic math and language
 - Manufacturing
 - Communication and problem solving
- Goal: Build a dedicated worker pipeline for MD manufacturers

Contracts

issues
projects
Prezi
oments --

E
Case

- Datasets a
- Crea
- Dow
- Sear

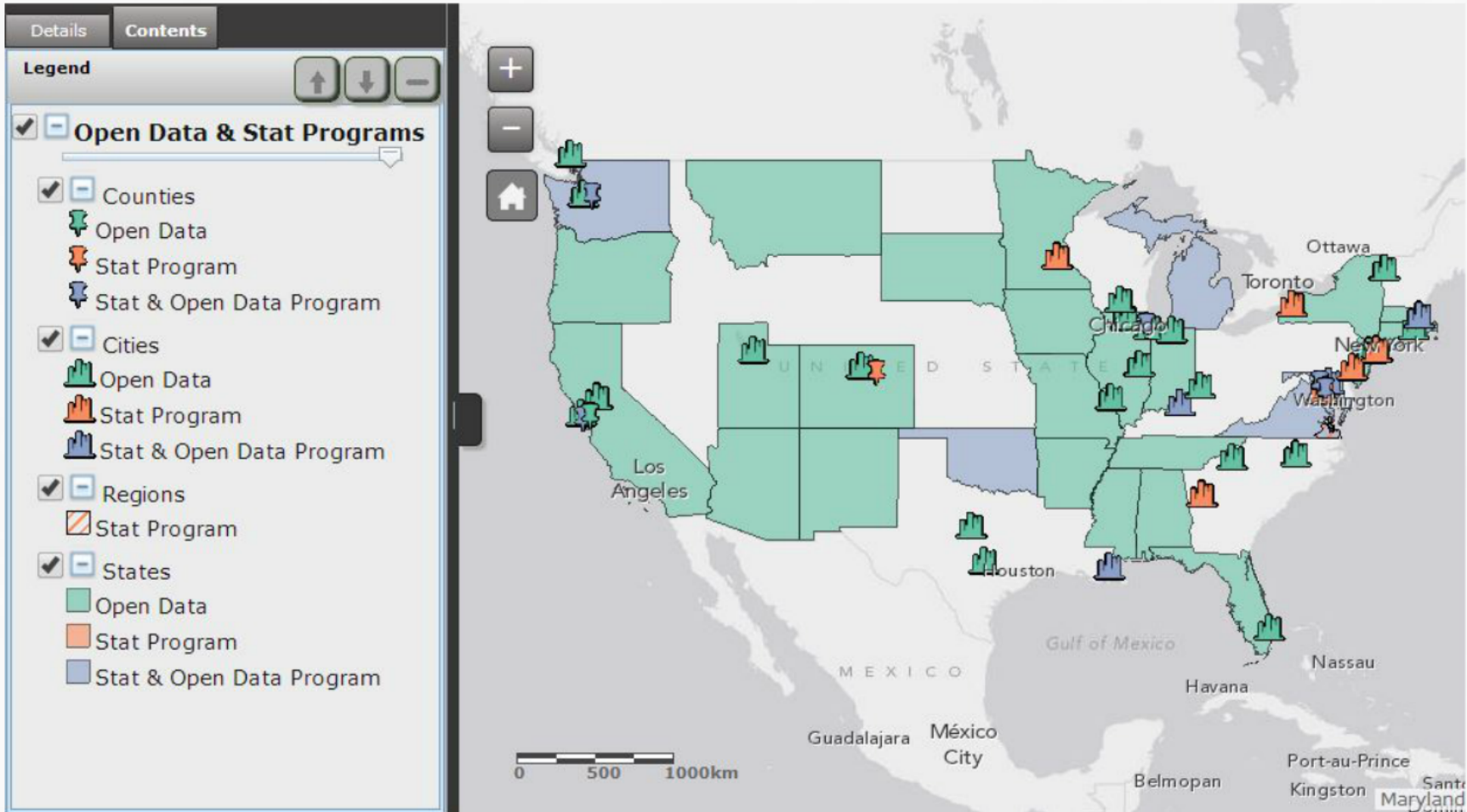
Engaging the Private Sector


Case Study: Sharing Data with Businesses

- **Datasets available to all without limitation. Users able to:**
 - Create charts, graphs and maps
 - Download data in a range of files
 - Search data based on location
 - Embed charts and graphs into their own sites
- **Portal hosts a number of datasets of benefit to our private sector:**



Stat and Open Data Programs Expanding Nationwide





To learn more
about StateStat visit:

StateStat.Maryland.Gov

Matt Power, Director of StateStat, Matt.Power@Maryland.Gov