

PERFORMANCE SNAPSHOT, FY 2008–2010

West Anytownville, USA

FLEET MANAGEMENT



Prepared for West Anytownville, USA by:

Performance Snapshot
 West Anytownville, USA
 March 31, 2010

Mission Statement: To promote a safe and secure environment for the residents of West Anytownville through the provision of professional, courteous police services

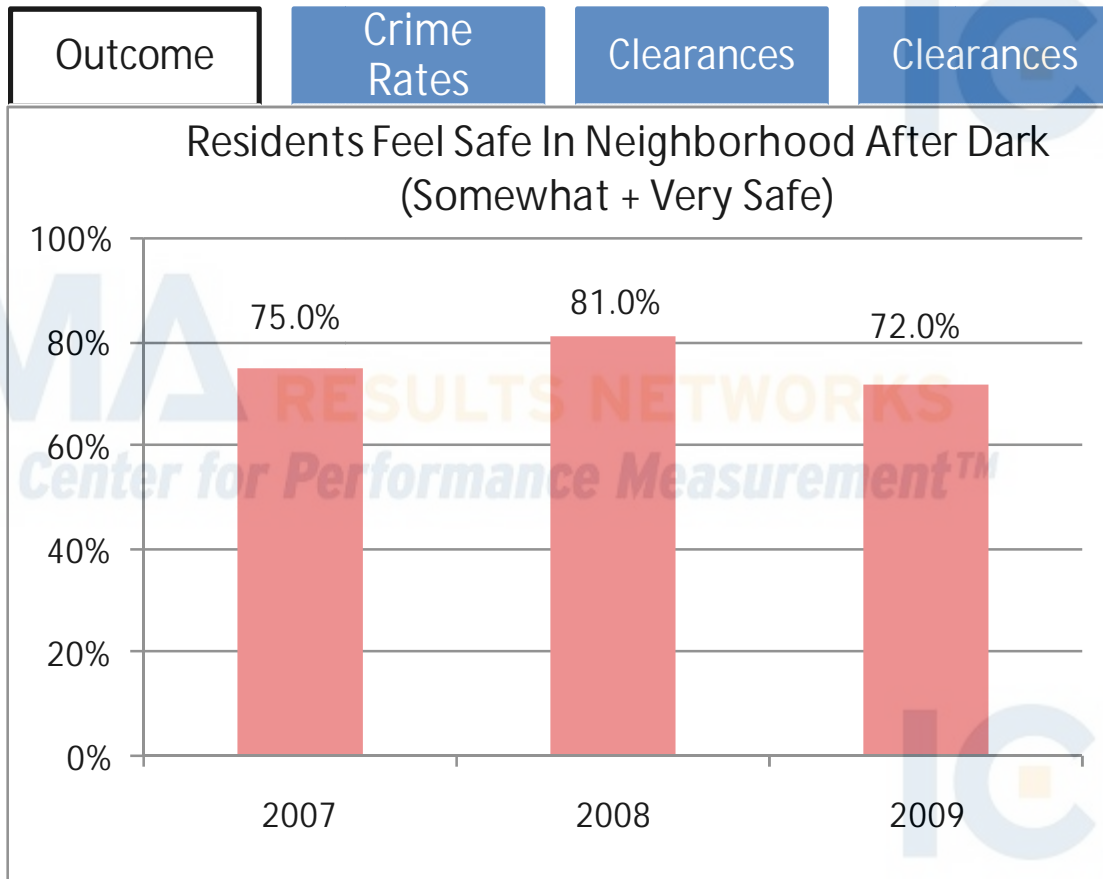
Objective: Citizens feel safe in their neighborhood.

Outcome	Crime Rates	Clearances	Clearances
<ul style="list-style-type: none"> • Percentage of Residents Feeling Safe in Neighborhood After Dark • Target: 94% 	<ul style="list-style-type: none"> • Total UCR Part I Violent and Property Crimes per 1,000 Population 	<ul style="list-style-type: none"> • Percentage of UCR Part I Property Crimes Cleared 	<ul style="list-style-type: none"> • Percentage of UCR Part I Violent Crimes Cleared

As noted in the department’s mission statement, the West Anytownville Police Department seeks to promote a safe and secure environment for all residents. To assess success in achieving this outcome, the department is monitoring the *percentage of residents that report feeling safe in their neighborhoods after dark*. The goal is to achieve a 94 percent satisfaction rating on this measure.

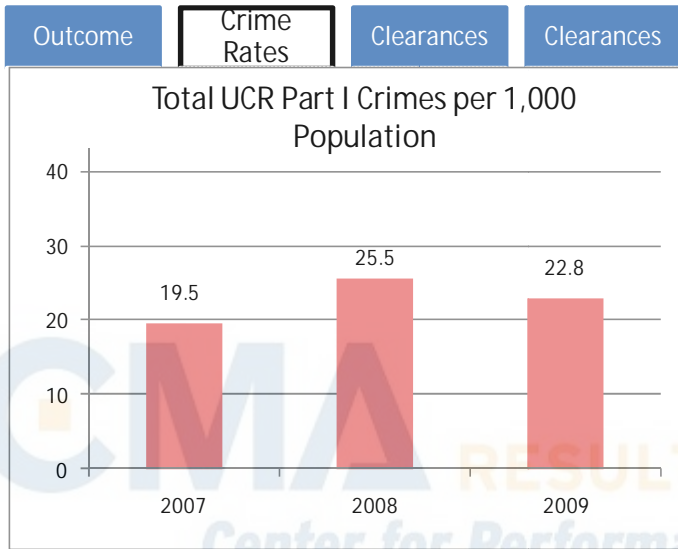
West Anytownville is also examining rates of crimes reported and crimes cleared to further assess progress toward promoting a safe community.

[More specific analysis relating the measures to your community’s goals can be included here.]

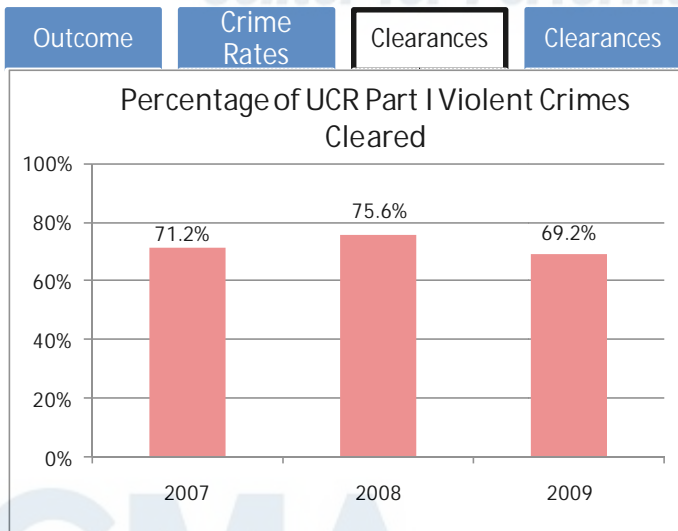


Each fiscal year, West Anytownville conducts a scientific survey of its residents. In FY 2009, the town sent surveys to 1,200 residents, and 682 were completed and returned. Seventy-two percent of respondents reported feeling safe in their neighborhoods after dark. (Safe includes responses of “somewhat safe” and “very safe.”)

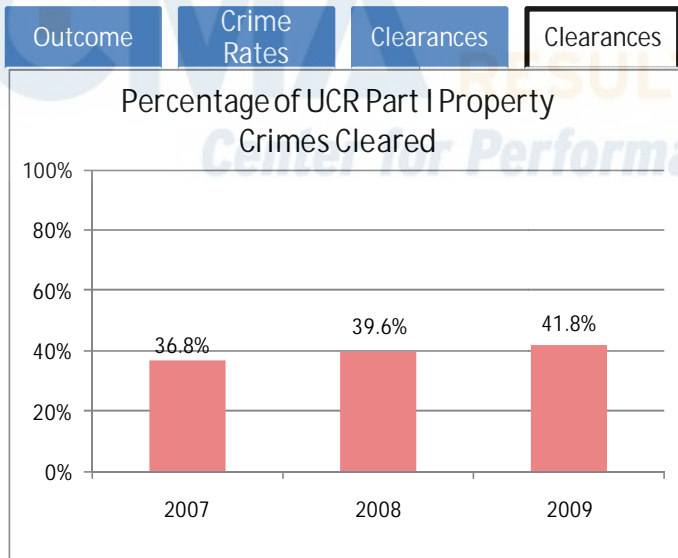
[More specific analysis relating the measures to your community’s goals can be included here.]



In FY 2009, 1,359 UCR Part I crimes were reported in West Anytownville, resulting in a crime rate of 37.3 UCR Part I crimes per 1,000 population. (This includes both violent and property crimes.) This represents a decrease of approximately one percent as compared to the previous year.



A crime is reported as cleared when at least one person is arrested, charged with the crime, and turned over to the courts for prosecution. It is possible to clear crimes that were reported in previous reporting periods. In FY 2009, 69.2 percent of UCR Part I violent crimes were cleared.



Clearance rates for property crimes are typically lower than clearance rates for violent crimes. There are many reasons for this, including limited investigation resources, lack of witnesses, and so on. In 2009, 41.8 percent of all UCR Part I property crimes in West Anytownville were cleared.