

Foreclosures Survey

1. Please rate the extent to which your local government has been or will be adversely affected by the following:							
	Not at all affected	Minimally affected	Moderately affected	Strongly affected	Extremely affected	Rating Average	Response Count
Loss of property tax revenue due to shrinking tax base	25.3% (56)	38.0% (84)	20.8% (46)	10.9% (24)	5.0% (11)	1.00	221
Loss of property tax revenue due to tax caps	43.4% (96)	11.8% (26)	18.1% (40)	13.6% (30)	13.1% (29)	1.00	221
Loss of property tax revenue due to foreclosures	20.4% (45)	55.7% (123)	19.5% (43)	3.2% (7)	1.4% (3)	1.00	221
Loss of real estate transfer tax revenue	53.4% (117)	24.7% (54)	13.2% (29)	6.4% (14)	2.3% (5)	1.00	219
Increased costs related to abandoned or vacant property	20.4% (45)	48.0% (106)	18.1% (40)	8.6% (19)	5.0% (11)	1.00	221
Ability to borrow money	53.2% (117)	26.4% (58)	13.6% (30)	5.0% (11)	1.8% (4)	1.00	220
Reduction in new housing starts	12.2% (27)	22.6% (50)	25.8% (57)	23.5% (52)	15.8% (35)	1.00	221
	<i>answered question</i>						221
	<i>skipped question</i>						1







2. What percentage of your local government revenue is from property tax revenues and any related supplemental revenues, such as transfer taxes?

		Response Percent	Response Count
0%		1.4%	3
1 - 10%		10.9%	24
11 - 20%		13.1%	29
21 - 30%		20.8%	46
31 - 40%		17.2%	38
More than 40%		36.7%	81
		<i>answered question</i>	221
		<i>skipped question</i>	1


3. What are you projecting to be the percentage of decline in property tax revenues for the fiscal year ending in 2008?






		Response Percent	Response Count
0%		50.2%	109
1 - 5%		32.7%	71
6 - 10%		11.5%	25
11 - 15%		4.1%	9
More than 15%		1.4%	3
		<i>answered question</i>	217
		<i>skipped question</i>	5

4. What steps is your local government taking to respond to the financial impact of foreclosures and/or other property tax revenue reduction?

		Response Percent	Response Count
Leaving vacant positions unfilled		44.4%	91
Reducing staff		18.5%	38
Increasing other taxes		17.6%	36
Eliminating programs		15.6%	32
Holding off on new programs		65.4%	134
Other (please describe)		45.4%	93
		answered question	205
		skipped question	17

5. What steps is your local government taking to minimize foreclosures?

		Response Percent	Response Count
Offering financial assistance to residents facing foreclosure		1.4%	2
Working with local banks to modify mortgages of residents facing foreclosure		4.9%	7
Suing mortgage companies that practiced irresponsible lending		0.7%	1
Providing counseling to residents when buying a home or facing foreclosure		29.4%	42
Other (please specify)		70.6%	101
		answered question	143
		skipped question	79

6. Which actions is your local government taking in response to an increase in the number of abandoned properties?			
		Response Percent	Response Count
Increasing police presence in affected neighborhoods to minimize vandalism or squatting		38.6%	66
Reaching out to nonprofit organizations to encourage reuse of abandoned housing		13.5%	23
Reaching out to the business community to encourage reuse of abandoned housing		9.9%	17
Purchasing vacant properties		12.9%	22
Other (please specify)		60.8%	104
		<i>answered question</i>	171
		<i>skipped question</i>	51

7. Please share any thoughts, comments, or program descriptions in the space below.		
		Response Count
		55
		<i>answered question</i>
		55
		<i>skipped question</i>
		167

8. In case we need to follow up with you to get additional information, please provide:

		Response Percent	Response Count
Name		97.5%	199
Local government		93.6%	191
City/Town		87.7%	179
State		97.1%	198
Email		95.1%	194
Phone number		88.7%	181
		<i>answered question</i>	204
		<i>skipped question</i>	18