








Transportation Fuel Costs

| 1. Since January 1, 2008 has the cost of transportation fuels increased for your local government? | | | Response Percent | Response Count |
|--|--|--|--------------------------|----------------|
| Yes |  | | 98.7% | 468 |
| No |  | | 1.3% | 6 |
| | | | answered question | 474 |
| | | | skipped question | 6 |



| 2. If "yes," what has been the percentage increase in the cost of transportation fuels in your community since January 1, 2008? | | | Response Percent | Response Count |
|---|---|--|--|----------------|
| Under 10% |  | | 7.1% | 33 |
| 11%-15% |  | | 33.3% | 154 |
| 16%-20% |  | | 28.7% | 133 |
| 21%-25% |  | | 22.9% | 106 |
| More than 25% |  | | 8.0% | 37 |
| | | | If more than 25%, please provide the % | 45 |
| | | | answered question | 463 |
| | | | skipped question | 17 |

| 3. What is your local government's annual operating budget? | | Response Count |
|---|--|--------------------------|
| | | 470 |
| | | answered question |
| | | 470 |
| | | skipped question |
| | | 10 |






4. What percentage of your local government's budget is spent on transportation costs for fleet vehicles, public works, and other governmental services?

| | | Response Count |
|--------------------------|--|----------------|
| | | 414 |
| <i>answered question</i> | | 414 |
| <i>skipped question</i> | | 66 |







5. Do you anticipate exceeding your transportation fuel budget for the year?

| | | Response Percent | Response Count |
|--------------------------|--|------------------|----------------|
| Yes |  | 86.1% | 408 |
| No |  | 13.9% | 66 |
| <i>answered question</i> | | | 474 |
| <i>skipped question</i> | | | 6 |


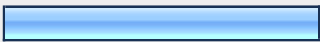



6. If "yes," how will the overage be covered?

| | | Response Percent | Response Count |
|--|--|------------------|----------------|
| Reallocating funds in the existing budget |  | 63.6% | 267 |
| Contingency funds set aside for unexpected emergencies |  | 18.6% | 78 |
| Additional funds added to the current budget |  | 6.7% | 28 |
| Service reductions |  | 2.9% | 12 |
| Other (please describe) |  | 8.3% | 35 |
| <i>answered question</i> | | | 420 |
| <i>skipped question</i> | | | 60 |

7. Which of the following steps is your local government taking to mitigate increasing transportation fuel costs?

| | | Response Percent | Response Count |
|---|---|--------------------------|----------------|
| Buying futures of gasoline and/or diesel fuels |  | 6.7% | 24 |
| Increasing fees for local government run buses and other transportation services (e.g., senior citizen shuttle buses) |  | 4.2% | 15 |
| Reducing the frequency of some local services (e.g., reducing trash collection from twice to once a week) |  | 8.4% | 30 |
| Purchasing alternative fuel vehicles |  | 29.6% | 106 |
| Replacing vehicles with poor fuel efficiency |  | 33.8% | 121 |
| Limiting employee use of local government owned cars in off hours (e.g., take-home cars) |  | 17.3% | 62 |
| Other (please describe) | | | 154 |
| | | answered question | 358 |
| | | skipped question | 122 |

8. Please rate the impact that rising fuel prices have on your local government's ability to provide services.

| | | Response Percent | Response Count |
|-----------------|--|--------------------------|----------------|
| None |  | 7.8% | 37 |
| Minimal |  | 34.6% | 165 |
| Moderate |  | 43.4% | 207 |
| Significant |  | 12.6% | 60 |
| Major |  | 1.7% | 8 |
| | | answered question | 477 |
| | | skipped question | 3 |

9. Please share any thoughts or comments you have on the topic of transportation fuel costs.

| | | Response Count |
|--|--------------------------|-----------------------|
| | | 140 |
| | <i>answered question</i> | 140 |
| | <i>skipped question</i> | 340 |