










Local Government Fiscal Challenges






1. Please enter the 6-digit number that was provided in the email you received announcing the survey.		
		Response Count
		338
<i>answered question</i>		338
<i>skipped question</i>		1

2. Which of the following has had the most significant impact on your local government's fiscal condition? (Check only one.)			
		Response Percent	Response Count
Housing (including foreclosures, decrease in new building permit requests, decrease in real estate tax assessments)		24.9%	84
Transportation fuel costs		26.4%	89
Limitations on property tax		25.2%	85
Other (please describe)		23.4%	79
		<i>answered question</i>	337
		<i>skipped question</i>	2




3. Which of the following steps has your local government taken to manage personnel-related fiscal challenges?			
		Response Percent	Response Count
Eliminated positions through a buy-out program		9.0%	28
Frozen vacant positions		54.8%	171
Used volunteers to provide some services		26.6%	83
Contracted out at least one service		38.1%	119
Implemented a four-day work week for at least some local government employees		14.1%	44
Other (please describe)		36.9%	115
		answered question	312
		skipped question	27

4. If your local government has implemented a four-day work week, which best describes the schedule?			
		Response Percent	Response Count
We close government offices (except essential services) for one day a week.		17.5%	14
We use different schedules among the staff for the four-day work week so that the offices are open five days a week.		47.5%	38
Other (please describe)		45.0%	36
		answered question	80
		skipped question	259





5. What was the primary motivation for the four-day work week? (Select only one.)

		Response Percent	Response Count
Fuel savings for the employee		26.0%	20
Fuel savings for the local government		23.4%	18
Extended evening hours		3.9%	3
Reduced traffic congestion		3.9%	3
Other (please describe)		42.9%	33
		<i>answered question</i>	77
		<i>skipped question</i>	262




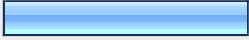

6. Which best describes the public's reaction to the four-day work week?





		Response Percent	Response Count
Supportive		21.9%	14
Neutral		73.4%	47
Not supportive		4.7%	3
		Comments	21
		<i>answered question</i>	64
		<i>skipped question</i>	275

7. Which of the following steps has your local government taken to manage service-delivery-related fiscal challenges? (Check all applicable.)



		Response Percent	Response Count
Implemented shared services, e.g., two local governments combining their public works departments so that one department serves both communities		35.5%	87
Reduced service delivery, such as reduced library hours		38.8%	95
Eliminated delivery of one at least one non-required service, such as canceling a "summer in the parks" program		33.9%	83
Other (please describe)		33.5%	82
		answered question	245
		skipped question	94

8. Which of the following steps has your local government taken to manage revenue-related fiscal challenges?

		Response Percent	Response Count
Increased taxes (utility, sales, property, etc.)		34.7%	109
Added/increased user fees/charges for service		69.1%	217
Rescinded previously approved capital expenditures		39.8%	125
Conducted a performance audit of one or more departments/processes		26.8%	84
Other (please describe)		15.3%	48
		answered question	314
		skipped question	25

9. If your local government has increased taxes, which taxes have been increased? (Check all applicable.)			Response Percent	Response Count
Utility			28.6%	46
Sales			8.7%	14
Property			59.0%	95
Other (please describe)			23.6%	38
			<i>answered question</i>	161
			<i>skipped question</i>	178

10. What do you think your local government will save this fiscal year from the steps you have identified on this survey? (Please enter total dollar amount.)			Response Count
			258
			<i>answered question</i>
			258
			<i>skipped question</i>
			81

11. Does your local government permit the use of golf carts on city streets as a fuel-saving measure?			Response Percent	Response Count
Yes			10.0%	31
No			90.0%	278
			<i>answered question</i>	309
			<i>skipped question</i>	30

12. Please enter contact information in case we need to follow up with you.

		Response Percent	Response Count
Name:	<input type="text"/>	97.6%	283
Local government:	<input type="text"/>	97.6%	283
State:	<input type="text"/>	97.9%	284
Email Address:	<input type="text"/>	98.6%	286
Phone Number:	<input type="text"/>	95.5%	277
	<i>answered question</i>		290
	<i>skipped question</i>		49